

PURECELL SYSTEM BENEFITS

Energy Security

Proven PAFC fuel cell technology

Energy Productivity

Increased efficiency and continuous on-site generation reduces energy costs

Energy Responsibility

Ultra-low emissions equals sustainability

PURECELL SYSTEM COMPETITIVE ADVANTAGES

Long Life

Industry leading cell stack life assures high availability and low service cost

Modular & Scalable

Solutions for multi-megawatt applications to meet growing energy demand

Experience

Most knowledgeable and experienced team in the industry

High Efficiency

Up to 90% total CHP Efficiency

Grid-Independence

Proven performance delivering power when the utility grid fails

Load Following

Capable of dispatching power to match building needs

Small Footprint

Highest power density among clean generation technologies

Flexible Siting

Indoor, outdoor, rooftop, multi-unit

RATED POWER OUTPUT: 460KW, 480VAC, 60HZ

Characteristic	Units	Operating Mode	
		Power 460kW	Eco 440kW
Electric Power Output ¹	kW/kVA	460/532	440/517
Electrical Efficiency ¹	%, LHV	43.5%	44.4%
Peak Overall Efficiency	%, LHV	90%	90%
Gas Consumption ¹	MMBtu/h, HHV (kW)	4.00 (1,172)	3.75 (1,098)
Gas Consumption ^{1,2}	SCFH (Nm ³ /h)	3,902 (104)	3,657 (98)
High Grade Heat Output @ up to 250°F ^{1,7}	MMBtu/h (kW)	1.30 (382)	1.16 (341)
Low Grade Heat Output @ up to 140°F ^{1,6}	MMBtu/h (kW)	1.68 (492)	1.54 (452)

FUEL

Supply..... Natural Gas
Inlet Pressure 10 to 14 in. water (25 - 35 mbar)

EMISSIONS^{3,4}

NO_x 0.02 lbs/MWh (0.009 kg/MWh)
CO 0.01 lbs/MWh (0.005 kg/MWh)
VOC 0.01 lbs/MWh (0.005 kg/MWh)
SO_x..... Negligible
Particulate Matter..... Negligible
CO₂¹ (electric only) 1,006 lbs/MWh (456 kg/MWh)
(with High-Grade heat recovery) 567 lbs/MWh⁵ (257 kg/MWh)
(with full heat recovery) 496 lbs/MWh⁵ (225 kg/MWh)

OTHER

Ambient Operating Temp -20°F to 104°F (-29°C to 40°C)
Relative Humidity 0 to 95% (non-condensing)
Sound Level <65 dBA @ 33 ft. (10m)
Water Consumption None (up to 86°F (30°C) Ambient Temp.)
Water Discharge None (Normal Operating Conditions)

CODES AND STANDARDS

ANSI/CSA FC1-2014: Stationary Fuel Cell Power Systems
UL1741 SA: Inverters for Use With Distributed Energy Resources

NOTES

1. Average performance during 1st year of operation.
2. Based on natural gas higher heating value of 1025 Btu/SCF (40.4 MJ/Nm³)
3. Emissions based on 460 kW and 440 kW operation, respectively.
4. Fuel cells are exempt from air permitting in many U.S. states.
5. Includes CO₂ emissions savings due to reduced on-site boiler gas consumption.
6. With optional equipment.
7. Consult with HyAxiom for heat output at varying conditions

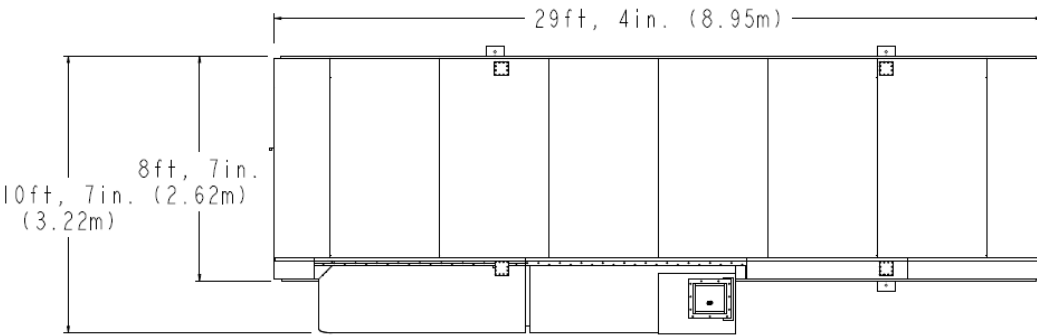


HyAxiom, Inc.

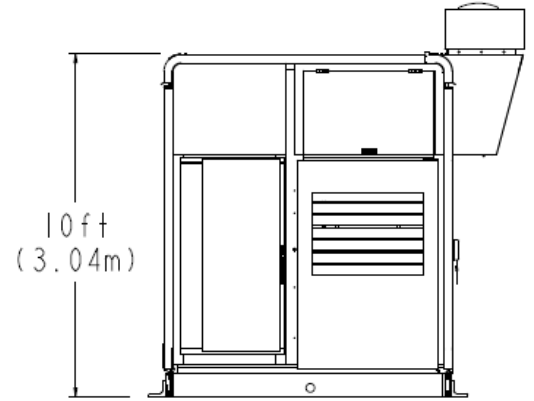
Corporate Headquarters
101 East River Drive
East Hartford, CT 06108
(860) 727-2253
www.hyaxiom.com
email: sales@hyaxiom.com

SYSTEM DIMENSIONS

Power Module

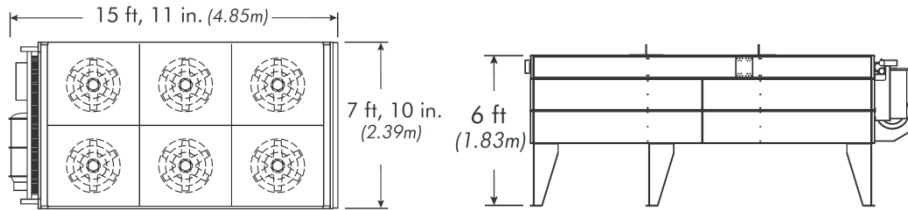


Top View



Side View

Cooling Module



Top View

Side View

PHYSICAL SPECIFICATIONS

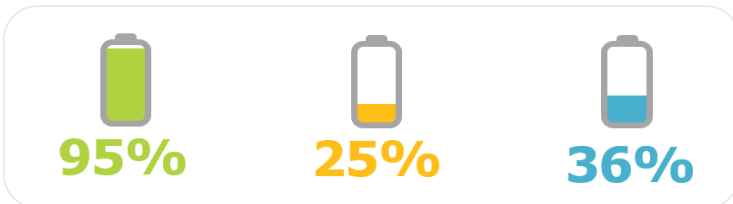
	Power Module	Cooling Module
Length	29' 4" (8.95m)	15' 11" (4.85m)
Width	8' 7" (2.62m)	7' 10" (2.39m)
Height	10' (3.02m)	6' 0" (1.83m)
Weight	57,000 lb (27,216 kg)	3,190lb (1,447 kg)

PURECELL ADVANTAGE

OFFSET 3x MORE CO₂



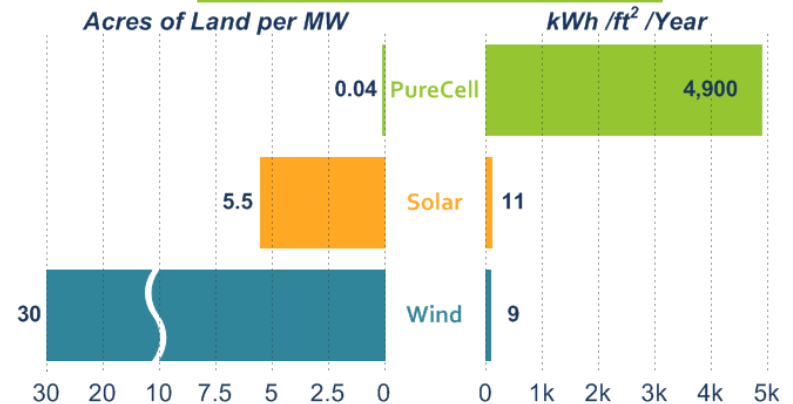
CAPACITY FACTOR



CO₂ OFFSET



USE LESS LAND



HyAxiom, Inc.
Corporate Headquarters
101 East River Drive
East Hartford, CT 06108
(860) 727-2253
www.hyaxiom.com
email: sales@hyaxiom.com